



Ilfracombe Road | | Southend-on-Sea | SS2 4PB

Price Guide £450,000

bear
Estate Agents

Ilfracombe Road |
Southend-on-Sea | SS2 4PB
Price Guide £450,000

£450,000 - £475,000 *No Onward Chain*
Spacious and well-maintained throughout, this newly refurbished and extended semi-detached family home boasts a modern open plan kitchen/diner, generous living space, and a large rear garden with multiple seating areas. Positioned on a popular road in Southend-on-Sea close to schools, parks, Southend East Train Station and excellent amenities.

- Semi-Detached Family Home with No Onward Chain
- Bay Fronted Lounge and Open Plan Kitchen/Diner with Integrated Appliances and French Doors
- Bay Fronted Master Bedroom with Built-in Storage
- Single Bedroom with an Enclosed Front Extension
- Large Rear Garden with Two Patio Areas and External Storage
- Gated Off-Street Parking for 2-3 Vehicles
- Utility Room and a Convenient Ground Floor WC
- Second Double Bedroom with an Ensuite Shower Room
- Modern Three Piece Family Bathroom
- Double Glazing and Gas Central Heating





Set behind a gated entrance with off-street parking for 2-3 vehicles, this charming home begins with a porch and welcoming entrance hall. The bay fronted lounge offers a cosy space to relax, while the rear of the home opens up into a stylish open plan kitchen/diner, complete with integrated appliances and French doors to the garden. A separate utility room offers its own garden access and features a sink for added practicality, while a ground floor WC adds further convenience. The first floor hosts a bay fronted master bedroom with extensive built-in storage, a second double bedroom with an ensuite shower room, and a well-sized single bedroom which benefits from a unique front extension—an enclosed additional space ideal for a study, nook or reading area. A modern three piece family bathroom completes the internal layout. Externally, the large rear garden is perfect for entertaining with two patio seating areas and handy external storage. The property also benefits from double glazing and gas central heating throughout.

Situated on Ilfracombe Road in Southend-on-Sea, the home is within easy reach of local shops, parks, and Southend East Train Station for direct links into London. It falls within catchment for well-regarded schools including Hamstel Junior and Infant School and Cecil Jones Academy, making it an ideal choice for families.

Three Bedroom Semi-Detached House

Porch

5'9 x 3'5 (1.75m x 1.04m)



Entrance Hall

16'2 x 5'9 (4.93m x 1.75m)

Lounge

15'4 x 11'7 (4.67m x 3.53m)

Kitchen/Diner

18'1 x 15'5>12'9 (5.51m x 4.70m>3.89m)

Utility Room

7'4 x 6'1 (2.24m x 1.85m)

WC

4'1 x 3'2 (1.24m x 0.97m)

Landing

Bedroom One

15'4 x 9'8 (4.67m x 2.95m)

Bedroom Two

13'2 x 9'7 (4.01m x 2.92m)

Ensuite

6'6 x 2'9 (1.98m x 0.84m)

Bedroom Three

13'4 x 6'9 (4.06m x 2.06m)

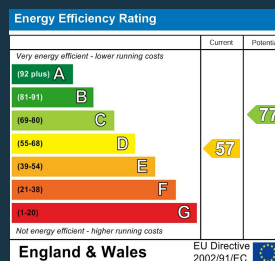
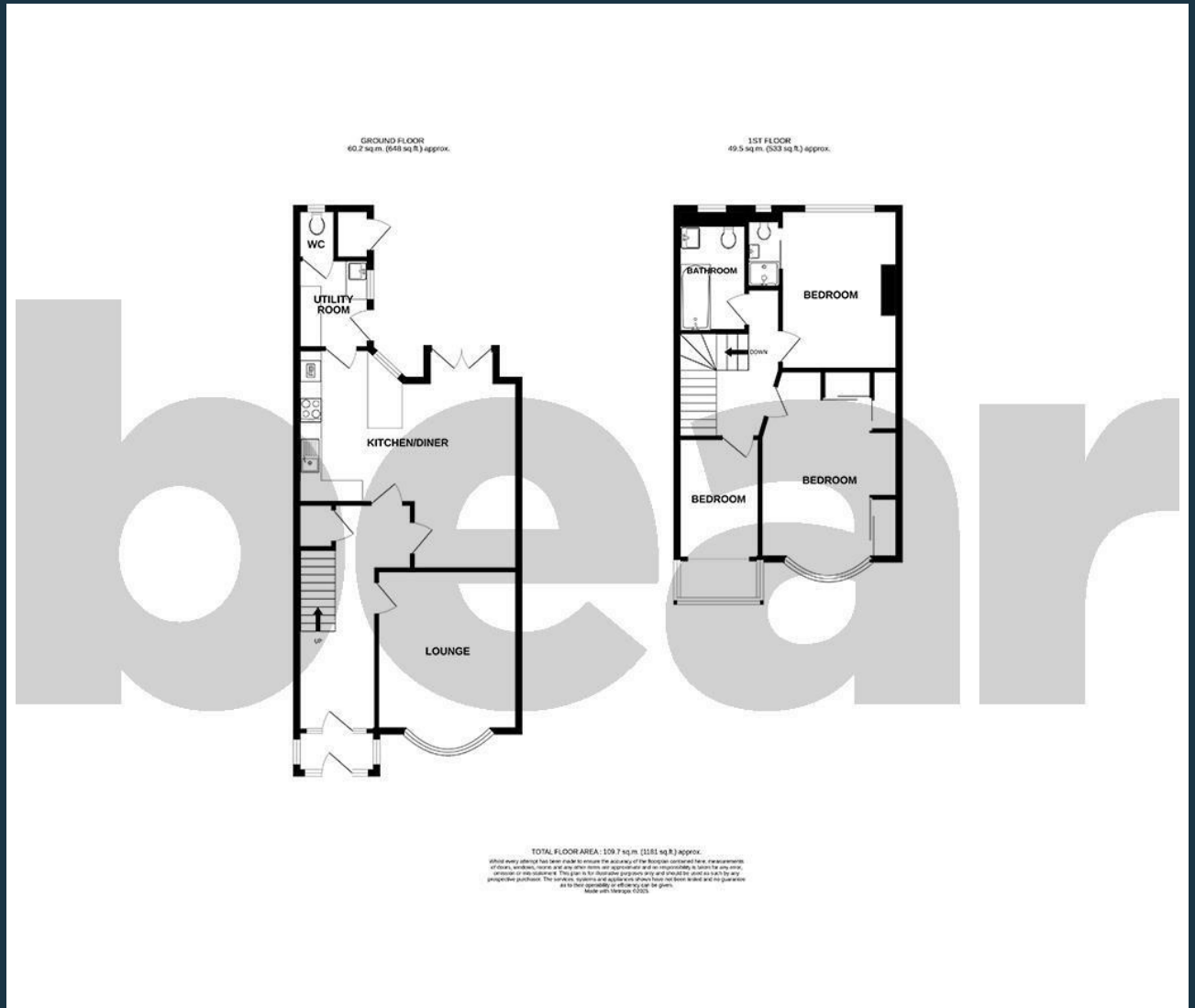
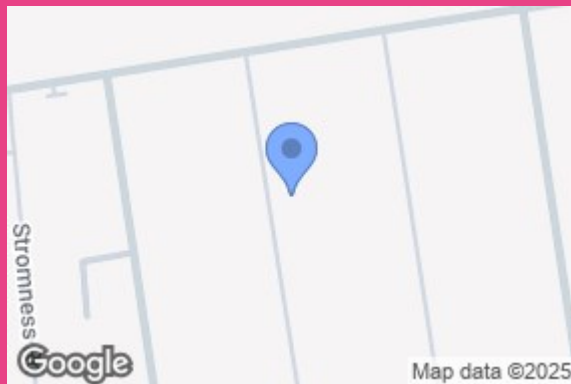
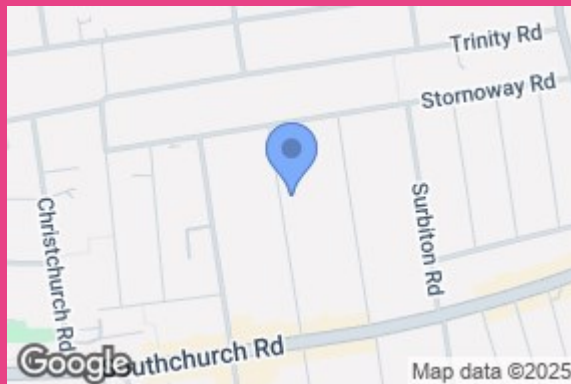
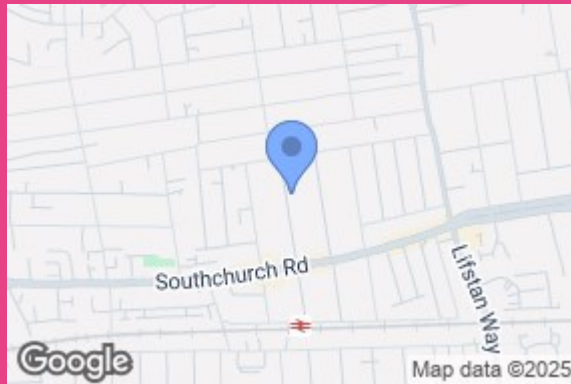
Bathroom

9'6 x 5'2 (2.90m x 1.57m)

Garden

Off-Street Parking





204 Woodgrange Drive
Southend-on-Sea
Essex
SS1 2SJ
01702 811211
info@bearestateagents.co.uk
<https://www.bearestateagents.co.uk>